



**KHSAA TITLE IX  
ANNUAL REPORT SUBMISSION  
STATUS REPORT  
2007-2008**

KHSAA  
Form T65  
Revised 3/08

TO: KHSAA Member School Superintendents, Principals, and Athletic Directors

FROM: Brigid L. DeVries, Commissioner  
Larry Boucher, Assistant Commissioner

DATE: April 25, 2008

School	Carroll County High School	Reviewed by	Reba Woodall
--------	----------------------------	-------------	--------------

The following is a status report regarding the required 2007 - 2008 Title IX Annual Report submission of forms due into the KHSAA office by April 15, 2008. Appropriate KHSAA Audit Team personnel have reviewed these forms and the following is a summary of this review.

I. Checklist of Forms properly submitted in a satisfactory manner:

<input checked="" type="checkbox"/>	GE 19 (Annual Verification)	<input checked="" type="checkbox"/>	T-35 (Budget Expenses)
<input checked="" type="checkbox"/>	T-1 (Summary Program Chart 1)	<input checked="" type="checkbox"/>	T-36 (Budget Expenses)
<input checked="" type="checkbox"/>	T-2 (Summary Program Chart 2)	<input checked="" type="checkbox"/>	T-41 (Checklist – Overall Interscholastic Program)
<input checked="" type="checkbox"/>	T-3 (Summary Program Chart 3)	<input checked="" type="checkbox"/>	T-60 (Corrective Action Plan)
<input checked="" type="checkbox"/>	T-4 (Summary Program Chart 4)	<input checked="" type="checkbox"/>	T-63 (Interscholastic Survey Results)

II. Status

A.	<input checked="" type="checkbox"/>	2007 – 2008 Forms are satisfactory and no further information or action is necessary at this time.
B.		Errors have been noted with respect to the following forms:
C.		The following forms were omitted and must be submitted by school representatives:
D.		According to the 2007-2008 data, the school appears to be meeting the standards established in: <input checked="" type="checkbox"/> Test 1 (Athletic participation is proportionate to enrollment) <input type="checkbox"/> Test 2 (History and continuing practice of program expansion) <input checked="" type="checkbox"/> Test 3 (Full and effective accommodation of interests and abilities)
E.		Other Recommendation and Comments: Good Report – Thank you.



**KENTUCKY HIGH SCHOOL ATHLETIC ASSOCIATION  
2007-2008 ANNUAL VERIFICATION OF TITLE IX PROCEDURES**

*KHSAA Form GE19  
Rev. 12/07*

(To be submitted by April 15, 2008 along with other required forms)

The Carroll Co. High School, Carrollton, Kentucky certifies to the Kentucky High School Athletic Association that the following is an accurate and true representation of the facts surrounding compliance with 20 U.S.C. Sections 1681-1688, et. Seq. (also known as Title IX)

**I certify the following provisions in accordance with records at the school contained in the permanent Title IX file, at least one copy of which must be maintained in the Principal's office, and to the best of my knowledge have completed the following tasks.**

Established a gender equity committee at the high school.

Name	Address	Phone	Title
Randy Mefford	1706 Highland Avenue Carrollton KY 41008	502-732-7075	Athletic Director
Misty Buchanan	1706 Highland Avenue Carrollton KY 41008	502-732-7075	Instructional Coach
John Leeper	1706 Highland Avenue Carrollton KY 41008	502-732-7075	Principal
Kyndal Curry	1706 Highland Avenue Carrollton KY 41008	502-732-7075	Student Athlete
Anne Hill	1706 Highland Avenue Carrollton KY 41008	502-732-7075	School Accountant
Warren McEuen	1706 Highland Avenue Carrollton KY 41008	502-732-7075	Teacher/ Coach
Dwight Boles	1706 Highland Avenue Carrollton KY 41008	502-732-7075	Teacher/ Coach
Brian Coffman	1706 Highland Avenue Carrollton KY 41008	502-732-7075	Teacher/Coach
Lindsay Wallace	1706 Highland Avenue Carrollton KY 41008	502-732-7075	Student Athlete
Tom Stephens	1706 Highland Avenue Carrollton KY 41008	502-732-7075	Assistant Principal
John F. Jones III	813 Hawkins Street Carrollton KY 41008	502-732-7070	Assistant Supt.
Debbie Cauley	1708 Highland Avenue Carrollton KY 41008	502-732-7085	Parent
David Stephenson	Indian Hills Sub Divison Carrollton KY 41008	502-732-9259	Parent

Scheduled a minimum of three meetings during the 2007-2008 school year on the following dates:

November 13, 2007
January 15, 2008
March 6, 2008

Designated the following person(s) as the Title IX coordinator for the school:


Name	Title	Address	Phone
Randy Mefford	Athletic Director	1706 Highland Avenue	502-732-7075

Designated the following person(s) as the Title IX coordinator for the district:


Name	Title	Address	Phone
John F. Jones III	Asst. Supt.	813 Hawkins Street	502-732-7070


School personnel are continuing to make periodic reviews of the boys' and girls' athletics program reflected in the Corrective Action Plan.

In addition to the above information, the above referenced school maintains a complete permanent file relative to Title IX records including copies of the self-assessment audit, all corrective action plans, and other related materials.

  
Principal's Signature

4/10/08 2008  
Date

  
Superintendent Signature

  
School Board Chairpersons' Signature

*(Send original copy to KHSAA - Maintain duplicate in Title IX school folder)*

**2007-2008**  
**ACCOMMODATION OF INTERESTS AND ABILITIES**  
**SUMMARY PROGRAM CHART 1**

KHSAA  
 Form T1  
 Rev.12/07

**Participation Opportunities Test One**

		(Column 1)	(Column 2)	(Column 3)	(Column 4)
	Program	Enrollment	Percentage of Total Enrollment	Number of Interscholastic Participants (double and triple count)	Percentage of Total Participation
Row 1	GIRLS	263	47.3 %	242	49.2 %
Row 2	BOYS	293	52.7 %	250	50.8 %
Row 3	Totals	556	100%	492	100%


Instructions:

\*Number of 8<sup>th</sup> grade students & below used in Column 3 and Column 4 calculations if applicable:  
 56

- 1) Determine the total number of girls enrolled, (place in Row 1, Column 1). Determine the total number of boys enrolled, (place in Row 2, Column 1).
- 2) Add the total number of girls and boys enrolled to determine total enrollment, (place in Row 3, Column 1).
- 3) Calculate the percentage of total enrollment that is female. (Divide Row 1, Column 1 by Row 3, Column 1 and place in Row 1, Column 2.) Calculate the percentage of total enrollment that is male. (Divide Row 2, Column 1 by Row 3, Column 1 and place in Row 2, Column 2.) Note: Row 1, Column 2 plus Row 2, Column 2 should total 100%.
- 4) Ask the head coaches to review the most updated eligibility or squad lists for their teams. Ask coaches to confirm the names of those individuals who are on the team as of the first **date of regular season competition**, and cross out the names of those who were cut from the team or quit the team prior to the first regular season competitive event. Determine the total number of interscholastic athletics participants that are girls, (and place in Row 1, Column 3). In order to determine the total number of athletics participants, an individual should be counted each time he or she participates on a team. For example, if Jane Doe competes on the varsity volleyball team, the junior varsity volleyball team, the junior varsity basketball team, and the varsity softball team, she should be counted as four participants (**do not include club or intramural sports participants, cheerleaders, dance teams, or pom squads**). Calculate the same way for boys and girls. \* In addition, should 8<sup>th</sup> grade students and below play on a Freshman, Junior Varsity, or Varsity team, they should also be counted for each team and sport on which they participate. If applicable, please asterisk the above notation as to how many 8<sup>th</sup> grade students & below are included in the totals.  
 Using the same procedure, determine the total number of interscholastic athletic participants that are boys, (and place in Row 2, Column 3). Add Row 1, Column 3 plus Row 2, Column 3 to get total participants and place in Row 3, Column 3.
- 5) Calculate the percentage of female participation. (Row 1, Column 3 divided by Row 3, Column 3 and place in Row 1, Column 4.) Calculate the percentage of male participation. (Row 2, Column 3 divided by Row 3, Column 3 and place in Row 2, Column 4.) Note: Row 1, Column 4 plus Row 2, Column 4 should total 100%.

*88.4% PARTICIPATE*

Note: While being within three percent is not a formal compliance standard; if the percent listed in Row 1, Column 4 is within 3% of Row 1, Column 2, then it provides a good target within which compliance is likely.

Principal's Signature:  Date: 4/10/08

**2007-2008**  
**ACCOMMODATION OF INTERESTS AND ABILITIES**  
**SUMMARY PROGRAM CHART 2**

KHSAA  
 Form T2  
 Rev. 12/07

**Participation Opportunities Test Two**

		Column 1	Column 2	Column 3	Column 4	Column 5
<b>Program</b>		<b>Number of Teams Currently Offered</b>	<b>Number of Participants</b>	<b>Number of Teams Added Since the beginning of the 2003-2004 School Year</b>	<b>Current Number of Participants for each team added Since the beginning of the 2003-2004 School Year</b>	<b>Percent of Total Participation By Sex Added Since the beginning of the 2003-2004 School Year</b>
<b>GIRLS</b>	Row 1	varsity:	7	116	0	
	Row 2	j.v.:	5	75	2	
	Row 3	frosh:	3	51	1	
	Row 4	total:	15	242	3	23%
<b>BOYS</b>	Row 5	varsity:	7	120	0	
	Row 6	j.v.:	5	82	1	
	Row 7	frosh:	2	48	0	
	Row 8	total:	14	250	1	9%

- 1) For Column 1, list the number of interscholastic teams offered for girls and boys at each competitive level (varsity, junior varsity, and freshman). For girls, total each of the entries in Rows 1, 2, and 3 into Row 4. For boys, total Rows 5, 6, and 7 into Row 8.
- 2) For Column 2, list the number of participants at each level. For girls, total each of the entries in Rows 1, 2, and 3 into Row 4. For boys, total Rows 5, 6, and 7 into Row 8. **Note:** The totals in Row 4 for girls and in Row 8 for boys must be the same as the totals in Form T-1, Column 3, Rows 1 and 2 respectively.
- 3) For Column 3, list the number of interscholastic teams that have been added in the last five years at each competitive level. Count each team added during the 5 year period only one time. e.g. Girl's junior varsity soccer was added 3 years ago, count the team only once, not 3 times. For girls, total the entries in Rows 1, 2, and 3 into Row 4. For boys, total Rows 5, 6, and 7 into Row 8.
- 4) For Column 4, list the number of participants that are **currently** on each level of the teams that were added in the last five years. If a team was added previously but no longer exists, there are no current participants to be added for that team. For girls, total the entries in Rows 1, 2, and 3 into Row 4. For boys, total Rows 5, 6, and 7 into Row 8.
- 5) For Column 5, calculate the percentage of participants that have been added in the last five years. For girls, take the number in Column 4, Row 4 and divide by the number in Column 2, Row 4. For boys, take the number in Column 4, Row 8 and divide it by the number in Column 2, Row 8.

**Note:** If the percentage of current participants added in the last five years is 25% or greater, compliance with Test Two may be possible. If less than 25%, then compliance with Test Three should be analyzed. **CAUTION:** 25% is not a formal compliance standard.

Principal's Signature:  Date: 4/10/08

**2007-2008**  
**ACCOMMODATION OF INTERESTS AND ABILITIES**  
**SUMMARY PROGRAM CHART 3**

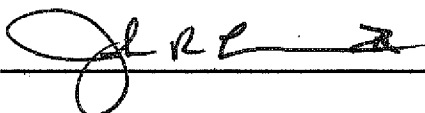
KHSAA  
 Form T3  
 Rev. 12/07

**Participation Opportunities Test Three**

FOR ANY QUESTION ANSWERED "YES" IDENTIFY THE RESPECTIVE SPORT(S).

	GIRLS (Yes / No)		BOYS (Yes / No)
1. For a sport <u>not</u> currently offered in your interscholastic athletics program, is there sufficient interest to form a viable interscholastic team based on participation on an intramural team.	NO		NO
2. For a sport <u>not</u> currently offered, is there sufficient interest, based on the responses to your most recent Student Interest Survey, to form a viable interscholastic team for a sport not currently offered. If yes, what sport?	NO		NO
3. For a sport currently offered at the junior varsity or freshman level is there sufficient interest, based on your most recent Student Interest Survey, to form a varsity team not currently offered?	NO		NO
4. For a sport currently offered at the varsity level only, is there sufficient interest, based on your most recent Student Interest Survey, to form a viable team for a junior varsity or freshman team that is not currently offered?	NO		NO
5. If you answered YES to question (1), (2), (3), or (4), are there enough high schools in the geographic area offering the sport (at the appropriate level) to allow for the development of a reasonable schedule of competition?	NO		NO

Plans to Address Interest:


Principal's Signature:  Date: 4/10/08

**2007-2008**  
**ACCOMODATION OF INTERESTS AND ABILITIES**  
**SUMMARY PROGRAM CHART 4**

**Levels of Competition Test One**

		Column 1	Column 2	Column 3
Girls	Team Levels	Number of Teams Currently Offered	Number of Participants	Percentage of Participants at Each Level
Row 1	varsity:	7	116	48 %
Row 2	j.v.:	5	75	31 %
Row 3	frosh:	3	51	21 %
Row 4	total:		242	100%
<b>Boys</b>				
Row 5	varsity:	7	120	48 %
Row 6	j.v.:	5	82	33 %
Row 7	frosh:	2	48	19 %
Row 8	total:		250	100%

- 1) Column 1, list the number of interscholastic teams offered for girls and boys at each competitive level; varsity, junior varsity, and freshman. (Refer to Form T-2, Accommodation of Interests and Abilities, Summary Program Chart 2, Column 1.)
- 2) For Column 2, list the number of participants at each level. For girls, total the entries in Rows 1, 2, and 3 into Row 4. For boys, total the entries in Rows 5, 6, and 7 into Row 8. (Refer to Form T-2, Accommodation of Interests and Abilities, Summary Program Chart 2, Column 2.)
- 3) For Column 3, calculate the percentage of female and male participants at each level.  
For girls' varsity, junior varsity, and frosh, respectively:
  - Divide Column 2, Row 1 by Column 2, Row 4, and place the percentage in Column 3, Row 1
  - Divide Column 2, Row 2 by Column 2, Row 4, and place the percentage in Column 3, Row 2.
  - Divide Column 2, Row 3 by Column 2, Row 4, and place the percentage in Column 3, Row 3.
  -
 For boys' varsity, junior varsity, and frosh, respectively:
  - Divide Column 2, Row 5 by Column 2, Row 8, and place the percentage in Column 3, Row 5.
  - Divide Column 2, Row 6 by Column 2, Row 8, and place the percentage in Column 3, Row 6.
  - Divide Column 2, Row 7 by Column 2, Row 8, and place the percentage in Column 3, Row 7.

Principal's Signature:  Date: 4/10/08

**ACTUAL EXPENDITURES - PROGRAM COMPARISON CHART 1  
TO INCLUDE BOOSTER CLUB FUNDING**

	equipment and supplies		travel		awards		coaches' salaries (to include supplemental and extended employment; dollar amount required)		facilities improvements		publications (if sport-specific)	
	Expenditures		Expenditures		Expenditures		Expenditures		Expenditures		Expenditures	
	School	Booster	School	Booster	School	Booster	School	Booster	School	Booster	School	Booster
<b>G basketball</b>	12,500	3,000	3,000	500	16,000	4	3	0	1,000	-----	-----	
<b>B basketball</b>	7,500	1,500	2,000	300	16,000	4	3	0	-----	-----	300	
<b>G softball</b>	5,000	-----	1,000	300	7,500	4	3	1,000	300	-----	-----	
<b>B baseball</b>	4,500	-----	800	200	7,500	4	3	1,000	200	-----	-----	
<b>G cross country</b>	1,200	-----	400	100	1,350	1	1	0	0	-----	-----	
<b>B cross country</b>	1,000	-----	400	100	1,350	1	1	0	0	-----	-----	
<b>G golf</b>	500	-----	400	100	1,350	1	1	0	0	-----	-----	
<b>B golf</b>	400	-----	400	100	1,350	1	1	0	0	-----	-----	
<b>G soccer</b>	-----	-----	-----	-----	-----	-----	-----	-----	-----	-----	-----	
<b>B soccer</b>	650	-----	250	100	2,550	2	2	0	0	-----	-----	
<b>G swimming</b>	-----	-----	-----	-----	-----	-----	-----	-----	-----	-----	-----	
<b>B swimming</b>	-----	-----	-----	-----	-----	-----	-----	-----	-----	-----	-----	

Total expenditures on T-35 and T-36 on the 2007-2008 year report due by April 15, 2008, should reflect the total monies spent (rounded off to nearest dollar) for the entire school year of 2006-2007 ending June 30, 2007.

Booster Club Funding/Contributions must be included in the above expenditures total. (Note: It is illegal for coaches to be paid by booster clubs - Reference KHSAA Bylaw 27)

Principal's Signature: *[Signature]* Date: 4/10/08

**2007-2008  
ACTUAL EXPENDITURES - PROGRAM COMPARISON CHART 2  
TO INCLUDE BOOSTER CLUB FUNDING**

	equipment and supplies		travel		awards		coaches' salaries (to include supplemental and extended employment; dollar amount required)			facilities improvements		publications (if sport-specific)	
	Expenditures		Expenditures		Expenditures		Expenditures			Expenditures		Expenditures	
	School	Booster	School	Booster	School	Booster	School	# of Coaches for all levels / # of Teams for all levels	School	Booster	School	Booster	School
G track	1,400	400	100	100	1,350	1	1	0	0	0	0	0	0
B track	1,000	400	100	100	1,350	1	1	0	0	0	0	0	0
G tennis	1,000	600	100	100	1,250	1	1	0	0	0	0	0	0
B tennis	300	300	100	100	1,250	1	1	0	0	0	0	0	0
G volleyball	8,000	2,000	500	500	3,000	2	2	0	0	0	0	0	0
B wrestling													
G (list sport)													
B football	9,000	8,000	1,100	300	17,000	5	2	0	0	0	0	0	0
G (list sport)													
B (list sport)													

Total expenditures on T-35 and T-36 on the 2007-2008 year report due by April 15, 2008, should reflect the total monies spent (rounded off to nearest dollar) for the entire school year of 2006-2007 ending June 30, 2007.

Booster Club Funding/Contributions must be included in the above expenditures totals. Indicate percentage of total expenditures for each gender. (If disparities are obvious, list on your Corrective Action Plan (T-60) what action you will take to correct the problem).

Gender	Expenditures	Percentage
Boys	\$ 90,650	54 %
Girls	\$ 77,400	46 %
<b>Total:</b>	<b>\$ 168,050</b>	<b>100%</b>

\$ 43 difference

Principal's Signature: [Signature] Date: 4/10/08



## 2007-2008 KHSAA TITLE IX ATHLETICS AUDIT

KHSAA  
Form T41  
Rev. 12/07

### Checklist - Overall Interscholastic Athletics Program

**DIRECTIONS:**

For the Areas of Compliance (Opportunities and Benefits) listed on the left hand side of the page, place a checkmark under the appropriate column identifying whether your school provided an advantage to the Girls' Program, or to the Boys' Program or to Neither Program. A review of T-35 and T-36 spending patterns might be helpful in completing this form.

Areas of Compliance:	ADVANTAGE TO:		
	GIRLS' PROGRAM	BOYS' PROGRAM	NEITHER PROGRAM
<b>OPPORTUNITIES</b>			
Accommodation of Interest and Abilities			X
<b>BENEFITS</b>			
Equipment and Supplies			X
Scheduling of Games and Practice Time			X
Travel and Per Diem Allowances			X
Coaching			X
Locker Rooms, Practice and Competitive Facilities			X
Medical and Training Facilities and Services			X
Publicity			X
Support Services			X
Athletic Scholarships			NA
Tutoring			NA
Housing and Dining Facilities and Services			NA
Recruitment of Student Athletes			NA

If an advantage is shown, corrective action should be shown on T-60 (Corrective Action Plan).

Principal's Signature:  Date: 4/10/08

SCHOOL NAME

Carroll County


2007-2008  
TITLE IX

CORRECTIVE ACTION PLAN

DIRECTIONS:

1. For Column 1, indicate the intended area (Opportunities or Benefits) which needs corrective action in order to achieve gender equity. For Column 2, write the suggested change or activities that will correct the area in need of alteration. For Column 3, include the estimated completion date for the changes or activities.
2. It is possible to attain compliance with Title IX and no longer need "corrective" action. However, the KHSAA strongly encourages compliant schools to identify items for improvement (Column 1), activities to accomplish the improvement (Column 2) and a timetable for completion (Column 3) that will strengthen the athletic program.
3. You may copy this form as needed. Please attach corrective action plans along with audit forms and submit by April 15, 2008.

COLUMN 1 ITEM FOR CORRECTION/ IMPROVEMENT	COLUMN 2 SUGGESTED CHANGE/ ACTIVITIES	COLUMN 3 TIME TABLE FOR CORRECTIVE ACTION/ AND OR COMPLETION DATE
girls' varsity locker room	Replace the metal lockers as suggested by the audit with nice wooden lockers similar to what the boys locker room has	The project did not get done last summer as hoped but should be completed by July 1, 2008
Weight room	We have purchased a building close to campus that will serve as our new Athletic Center.	We hope to move into this facility as early at June 2008. This building will greatly help all of our athletic programs.
Spending	We will continue to monitor spending on our girls and boys athletic programs.	Ongoing process from year to year.

Principal's Signature: 

Date: 4/12/08



**2007-2008 INTERSCHOLASTIC  
ATHLETICS SURVEY  
Summary of Student Responses**

KHSAA  
Form T63  
Rev.12/07

**School Name:** Carroll County High School

**Enrollment 556**  
**(9-12 Grade):** (SHOULD AGREE WITH FORM T-1, COLUMN 1, ROW 3)

**Number of 9-11 Grade Students Surveyed:** 467

**Number of 8<sup>th</sup> Grade Students Surveyed:** 113

**Date:** September 6, 2007

**Completed By:** Randy Mefford, Athletic Director

**Instructions:**

1. Summarize the Student Athletics Interest Surveys Form T-61 by listing the total number of responses on the line next to each sport.
2. Under the Other Category please provide a listing of the sports as well as the number of students who are interested in participating.
3. Please sign and date this Summary Form (T-63) and mail this Summary Form only to the KHSAA by April 15, 2008. Do not mail the student surveys (Form T-61). However, these Forms should be maintained in your files in the event they are requested subsequently.

<u>580</u>	Number of Surveys	
<u>493</u>	Total Returned	85%
<u>8-11</u>	Grades Surveyed	

How Was The Survey Administered? Advisee/ advisor  
(e.g. was it given in all English classes, or all home rooms, or advisee/advisor?)

**KHSAA Sanctioned Fall Sports** (*List Total Number of Participation Responses*)

<u>21</u>	Cross Country (Girls)
<u>29</u>	Cross Country (Boys)
<u>76</u>	Football (Boys)
<u>11</u>	Golf (Girls)
<u>15</u>	Golf (Boys)
<u>8</u>	Soccer (Girls)
<u>26</u>	Soccer (Boys)
<u>48</u>	Volleyball (Girls)

**Winter Sport** (*List Total Number of Participation Responses*)

43	Basketball (Girls)
59	Basketball (Boys)
5	Indoor Track (Girls)
11	Indoor Track (Boys)
6	Swimming & Diving (Girls)
9	Swimming & Diving (Boys)
12	Wrestling (Boys)

**Spring Sport** (*List Total Number of Participation Responses*)

62	Baseball (Boys)
49	Fast Pitch Softball (Girls)
23	Tennis (Girls)
21	Tennis (Boys)
19	Track (Girls)
29	Track (Boys)

**Non-KHSAA Championship Sports** (*From Student Survey T-61 Question 10*)

3	Archery
2	Field Hockey
14	Bowling
6	Gymnastics (Boys)
16	Gymnastics (Girls)
3	Ice Hockey
0	Lacrosse (Boys)
1	Lacrosse (Girls)
14	Rifle
16	Rodeo
20	Slow Pitch Softball
19	Volleyball (Boys)
11	Water Polo
58	Weightlifting

**Number of Students who participate in Intramural Sports**

(*From Student Survey T-61 Question 5*)

<u>Sport</u>	<u>Number</u>
NA	NA

**List Intramural Sports students are interested in adding:**  
*(From Student Survey T-61 Question 6)*

Form T-63  
 Rev. 12/07

<u>Sport</u>	<u>Number</u>
Basketball	12
Football	11
Slow pitch softball	14
Table Tennis	23
Volleyball	17

**Participation in Non-School Sports Activities**  
*(From Student Survey T-61 Question 7)*

<u>Sport</u>	<u>Number</u>
Church League Softball	8
Swimming	2
Fishing	4
Rock Climbing	1
Gymnastics	8

**Reasons for not participating in interscholastic athletics**  
*(From Survey Question 8)*

- 36 I prefer other activities such as band, chorus, etc.
- 60 I don't have time
- 51 The practice schedules and game times are inconvenient
- 3 The sport I like isn't offered
- 29 It's too expensive
- 2 I prefer to participate in club or intramural sports
- 49 Working
- 12 Other: Coaches are too demanding or are not competent

**Student Suggestions to encourage participation**


1) Hire some better coaches 2) Make practices shorter 3) Allow everyone on the team to play

\_\_\_\_\_

\_\_\_\_\_

\_\_\_\_\_

\_\_\_\_\_

  
 \_\_\_\_\_  
 Principal's Signature

4/19/06  
 \_\_\_\_\_  
 Date

2007-2008 INTERSCHOLASTIC ATHLETICS STUDENT SURVEY

KHSAA  
Form T61  
Rev. 12/07

1. Is the School District offering the interscholastic sport(s) you want to play?

- Yes
- No, I want to play \_\_\_\_\_
- I am not interested in athletics

2. During the **fall season**, which sport would you like to play?

- Football
- Volleyball (Girls)
- Cross Country (Boys)
- Cross Country (Girls)
- Golf (Boys)
- Golf (Girls)
- Soccer (Boys)
- Soccer (Girls)
- I would not participate

3. During the **winter season**, which sport would you like to play?

- Basketball (Boys)
- Basketball (Girls)
- Swimming & Diving (Boys)
- Swimming & Diving (Girls)
- Wrestling (Boys)
- Indoor Track (Boys)
- Indoor Track (Girls)
- I would not participate

4. During the **spring season**, which sport would you like to play?

- Track (Boys)
- Track (Girls)
- Tennis (Boys)
- Tennis (Girls)
- Fast Pitch Softball (Girls)
- Baseball (Boys)
- I would not participate

5. Do you participate in intramural sports? If yes, which sports(s)?

- Yes \_\_\_\_\_
- No

6. Which intramural sports, if any, would you like to see added?

\_\_\_\_\_

7. Do you participate in non-school sport activities? If you do, which sport(s)?

Yes \_\_\_\_\_  
 No \_\_\_\_\_

8. Are you currently participating in interscholastic athletics during any season?

Yes  
 If no, why don't you participate in interscholastic athletics?  
 I prefer other activities such as band, chorus, etc.  
 I don't have time  
 The practice schedules and game times are inconvenient  
 The sport I like isn't offered  
 It's too expensive  
 I prefer to participate in club or intramural sports  
 Working  
 Other  
\_\_\_\_\_

9. Do you have any suggestions to encourage participation?

\_\_\_\_\_  
\_\_\_\_\_  
\_\_\_\_\_  
\_\_\_\_\_

10. Which Non-KHSAA championship sport would you like to play?

Archery  
 Field Hockey  
 Bowling  
 Gymnastics (Boys)  
 Gymnastics (Girls)  
 Ice Hockey  
 Lacrosse (Boys)  
 Lacrosse (Girls)  
 Rifle  
 Rodeo  
 Slow Pitch Softball  
 Volleyball (Boys)  
 Weightlifting  
 I would not participate

**OPTIONAL**

Name: \_\_\_\_\_

Age: \_\_\_\_\_

Male: \_\_\_\_\_

Female: \_\_\_\_\_

(check one)